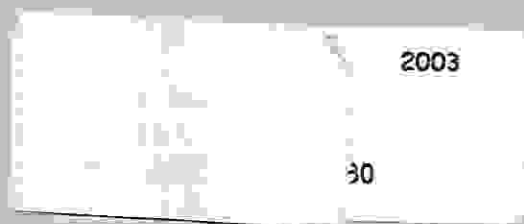




Missouri State Beekeepers Association
52 Saline Valley Dr.
Eldon Mo. 65026



February , 2003



64011+8280 02



President: Chris Gibbons, 500 E. 2nd St.
Columbia, Mo. 65202 (573)-256-8687
E-mail: cgibbons5@juno.com

Past President: Art Gelder, 6800 N. Kircher Rd.
Columbia, Mo. 65202, (573)-474-8837
E-mail: Walkabot@midamerica.net

Vice President: Monte Richardson, 1405 S. Prospect Ave.
Sedalia, Mo. 65301, (660)-826-4917
E-mail: mr-gr@swbell.net

Secretary: Jann Amos, 776 Linns Mill Rd.
Troy, Mo. 63379 (573)-528-7344
E-mail: amosaj@missouri.edu

Treasurer: Ron Vivian, P.O. Box 448
Oak Grove, Mo. 64075 (816)-690-7516
E-mail: Hlvbrook@aol.com

Program Chair: Teg Stokes, 320 Union Blvd.
St. Louis, Mo. 63108, (314)-367-8695
E-mail: teg@stlucy.com

Editor: John Sauls, 52 Saline Valley Dr.
Eldon Mo. 65026 (573)-392-1777
E-mail: hahunltd@socket.net

Aux. President: Joanne Davis, 618 Hwy Z
Bates City, Mo. 64011, (316)-690-8007
E-mail: bellhill@planetk.com

Queen Chair: Vera Gelder, 6800 N. Kircher Rd.
Columbia, Mo. (573)-474-8837
E-mail: Walkabot@midamerica.net

State Entomologist: Mike Brown, P.O. Box 630
Jefferson City, Mo. 65102 (573)-751-5505
E-mail Michael: Brown@mail.mda.state.mo.us

Extension Specialist: Ray Nabors, 1612 hwy 162
Portageville, Mo. 63873 (573)-379-5609
E-mail: Nabors@missouri.edu

Asst Professor of Entomology: Dr. Richard Houseman
1-87 Agricultural Bld., Columbia, Mo. 65211
(573)-882-7181
E-mail: HousemanR@missouri.edu

Librarian: Pam Wright, 9492 County Rd. 9190
West Plains, Mo. 65775 (417)-257-1770
E-mail: Wri@townsq.com

Letter from the President:

It's been very cold for the last couple of weeks and I can't help worrying about our bees. I know there is not much that can be done for them right now, but as soon as the weather breaks it will be time to start gearing up for Spring. Feeding, cleaning out equipment and treating for mites will need to be done. Mite treatments in Spring can save money because clusters are small and one strip per hive is usually enough. Anyone who has only used Apistan should try Checkmite. I think you will find that Apistan resistance is very real. We will use Apistan this Spring having used Checkmite for two seasons. A regular rotation is ideal to keep the mites from building such resistance. At ABF, I picked up some very interesting news on the Russian stock in Baton Rouge. Russian Queens build up very fast but don't start laying as fast after mating. Give twenty days before checking new queens for brood pattern. After the main honey flow, the Queens will sometimes stop laying completely for as much as fifteen days. Worker bees will eat or perforate unhatched brood. These hives build back up very fast for fall flow or winter force. Russians had fewer mites and produced more honey. Moisture levels were 19% in shaded yards and 17.5% in sunny yards. The Russian bees that were with domestics had more mites than Russian bees in a yard by themselves.

I hope you all can make the Spring Meeting. We have a great program planned. If you know anyone who might be interested in starting their own hives, please bring them along. It is very rare to have live hive demonstrations so it will be especially helpful for beginning beekeepers. See you there.

Chris Gibbons

From the editor,

I can really relate to the cold. I was on my way to work the other day and just happened to glance over at one of my bee yards. This was one of our coldest days to date. I was shocked to see six hives upside down in the snow. I freaked out and slid around trying to get back on the ice coated road. Of course as it was hovering around zero I assumed the worst, that my hives were dead. By the grace of God I had a worker with me that day as we were heading out to a job and I had just picked him up. Oh and let's not forget a veil in the back seat. Somehow not one of the hives was dead and the two of us working together managed to get them upright and re-stacked. And without getting stung. I only hope the damage done was minimal. So I'm looking forward to spring with anticipation. The spring meeting sounds like a lot of fun for all. I hope to see you all there.

John Sauls

REMINDERS!!!

We have lots of Honey Cookbooks left for sale. The cost to members of MSBA is \$5.00 each. If you are selling the cookbooks we suggest a retail price of \$7.50. Contact Vera Gelder, 6800 North Kircher Road, Columbia, Mo. 65202, telephone 573-474-8837 or e-mail walkabot@midamerica.net if you would like cookbooks. We will also be at the spring meeting which would be an excellent time to get the books for your summer events, such as farmers' markets, festivals, fairs, etc.

And don't forget to schedule the Honey Queen for your farmers' markets, festivals, fairs, etc. Hannah Nelson is our 2003 MSBA Honey Queen, and she is looking for opportunities to help promote your honey. She will get attention for your honey products. Hannah has started her reign with several appearances and is enthusiastic. She has hives of her own and sells her products at the local farmers' market, so she is aware of some of the challenges you may have. If you are interested, please contact Vera Gelder (see info above).

This cute excerpt was sent in by Monte Richardson

If thou wilt have the favour of thy bees that they sting thee not, thou must avoid such things as offend them: for impurity and sluttishnesse (themselves being most chaste and neat) they utterly abhorre:

thou must not come among them smelling of sweat, or having a stinking breath, caused either through eating of Leekes, Onions, Garleeke, and the like; or by any other meanes: the noisomenesse whereof is corrected with a cup of Beere:

and therefore it is not good to come before them before you have drunke:

thou must not be given to surfeiting and drunkenesse:

Thou must not come puffing and blowing unto them, neither hastily stir among them, nor violently defend thy selfe when they seem to threaten thee; but softly moving thy hand before thy face, gently putting them by:

and lastly, thou must be no Stranger unto them. In a word, thou must be chaste, cleanly, sweet, sober, quiet, and familiar:

so will they love thee and know thee from all others.

From Butler's Feminine Monarchie quoted by Tickner Edwardes in The Lore of the Honey Bee, 1908.

Mann Lake Ltd.
Complete Beekeeping and
Candle Making Supplies

501 S. 1st St. Hackensack, MN 56452

Call toll free 1-(800)-880-7694

On the Web : www.mannlakeltd.com

Draper Super Bee

914 S Street

Auburn, NE 68305

Beekeeping Supplies, Bees, Queens
Honey, Pollen.

We deliver free to State meetings

call for a free catalog

1 402 1 - 274 - 3725

Missouri State Beekeeper's Spring 2003 Meeting
Celebrating 100 years-1903-2003

Saturday, March 15th

The meeting, luncheon and sleeping rooms are at the Ramada Inn of Six Flags at Eureka MO. The address is 4901 Six Flags Rd. Mention that you are part of the Missouri State Beekeepers to get the special rate of \$54.00 per night. Reservations must be made by February 22nd. To make reservations call 636-938-6661. Your support of MO. State Beekeeper by staying at the hotel where the meeting will be held and eating the luncheon helps to keep the meeting room rate at \$0.00. This actually defrays some of the cost of the meeting. This also helps keep the registration fee for future meeting at a lower rate.

The registration fee \$10.00 for members and \$13.00 for non-members, please see the attached form.. the registration fee does not include the luncheon.

Silent auction items to benefit the Honey Queen are appreciated!

Friday Night Executive Board Meeting, 7:30 p.m. in the Pool area of the Ramada Inn

Saturday, March 15th, Ramada Inn 6 Flags, meeting in The Missouri & Mississippi Ballrooms

7:30-8:30 a.m. Registration & Silent Auction set-up, coffee

8:30-8:45 Invocation and welcome

8:45-9:30 "Flowers Native to Missouri" Scott Woodbury from the Shaw Arboretum will present this.

This will be a two-slide projector pictorial extravaganza!

9:15-10:15 Ladies Auxiliary will meet in the Meramac Room.

9:30-10:15 "Producing Comb Honey" Gene Killion will present this. Gene and his father Carl were partners in Killion & Sons Apiaries. They ran over 1000 hives of bees and only produced comb honey! Gene is also a retired Apiary Inspector from Illinois. We are so fortunate to have this man as our guest speaker—what a special treat!

10:15-10:45 Break (please bid on the silent auction)

10:45-11:45 Panel on "The Many Aspects of Pollination", Overview to be presented by Gene Killion. Panel to include Kevin Jester (Beekeeper from Jonesboro AR-takes bees to CA for Pollination), Jann Amos (MSBA Secretary & crop pollinator). - Glenn Davis and Bob Harrison of Kansas City show California Almond pollination.

11:45-12:00 *Hannah the Honey Queen* -short presentation of her activities

12:00-1:00 Lunch, Buffet Deli Lunch \$13.50—please pre-register for this. There are not many restaurants close to the meeting—your support of MO. State Beekeeper by eating this meal helps to keep meeting room rate at \$0.00. This helps keep the registration fee at a lower rate.

1:00-3:00 Optional Field trip to The Shaw Arboretum. Meet in the hotel lobby at 1:00 p.m. to carpool.

1:00-1:30 "Apitherapy" Master Gardener and beekeeper, Mary Reed, will present this. Mary will discuss her method of Apitherapy using acupuncture pressure points. Workshops at the hives (weather permitting) If the weather is inclement the speakers will present their talks inside. These workshops will each be 45 minutes long. We'll break up into small groups so each group can attend both workshops. Please bring your hats and veils.

1:30-3:00 "Making Spring Splits" speaker to be announced

"Finding and Marking the Queen" to be presented by Gene Killion.

3:00-3:15 National Honey Board Report, Don Moore

3:15 End of Silent Auction

3:15-4:15 MSBA Business Meeting, please note that we must be out of the meeting room at 5:00.

4:15 Attendance and Door Prizes

For more information call Joli Winer, day 913-768-8967, night 913-856-8356
Program subject to change

Eureka, Missouri is to be the site of the 100th anniversary celebration meeting of the Missouri State Beekeepers Assn. Mo. Beekeepers first organized in Moberly, Mo. on April 22nd in 1903. An excellent program has been planned. Gene Killion has agreed to come out of retirement to be our main presenter. He authored the book and video "Honey in the Comb", and will be sharing his expertise on producing the very finest comb honey. He will also lead our pollination panel, and in the afternoon will work hives showing how easy it is to find the queen and mark her. If you own a book "Honey in the Comb" bring it and have it autographed by Mr. Killion.

We are planning a live beekeeping demo in the afternoon. There will be canopies to cover the area in case of rain. It will be held in a grassy area just north of the hotel. Beekeepers from Jefferson Co. Beekeepers, and Eastern Mo. Beekeepers will be your hosts.

The meeting will be held at the Ramada Inn at Six Flags in Eureka. For Kansas City beekeepers, it might be easier to travel I-70 to State Highway 47 at Warrenton. Go South to Washington and then continue South on Highway 100 to I-44. Then go East on I-44 to the Six Flags Road Exit 261. Hotel is just North of I-44.

Eureka is a "turn-of-the-century" town with 14 unique shops with over 500 dealers. In the area is the Shaw Nature Reserve of the Missouri Botanical Gardens. It is a 2400 acre reserve with hiking trails, the Whitmore Wildflower Garden, the Pinetum, and historic Bascom House. The ecological restoration efforts have re-established extensive tracts of the tall grass prairie, glades, wetlands, savannas, and woodlands. Spend an extra day for site seeing and receive the same discounted price at the hotel of \$54. In the St. Louis area is the City Museum, the Gateway Arch, and the Science Center.

Missouri State Beekeeper's Spring 2003 Meeting
Registration Form for Saturday, March 15th

Name _____

Address _____

City, State, Zipcode _____

Phone Number _____ Email _____

Membership dues for Missouri State Beekeepers (family, one vote) \$10.00 _____

Membership dues for Missouri State Beekeepers (family, two votes) \$15.00 _____

Spouses Name _____

Student Membership (for students under 18 years of age, working with bees), does not include voting privileges. \$5.00 _____

Please note, those registering by mail by March 7th-will be in a drawing for a free MO State Beekeepers T-shirt!

Registration for meeting (members) - Number in party _____ @ \$10.00 \$ _____

Registration for meeting (non-members) - Number in party _____ @ \$13.00 \$ _____

Registration -family rate - (members) \$15.00 _____

Registration—family rate (non-members) \$20.00 _____

Deli Buffet Number in party _____ @ \$13.50 _____ \$ _____

Please pre-register for this. There are not many restaurants close to the meeting -your support of MO. State Beekeeper's by eating this meal helps to keep meeting room rate at \$0.00. This helps keep the registration fee at a lower rate.

Donation \$ _____

Total \$ _____

Make check payable to MO State Beekeeper's Assn. (MSBA)

Send to: Joli Winer C/O Mid-Con

1465 N. Winchester Rd.

Olathe, KS 66061

913-768-8967 (M-F days)

Thanks to Pam Brown

From the Kitchen

RAINY MUSTARD CHICKEN

Serves 4...

4 boneless, skinless chicken breasts

3 Tbsp. grainy Dijon mustard*

3 Tbsp. honey

1 tsp. soy sauce

Place chicken breasts in a glass or ceramic container.

In a small bowl, mix mustard, honey and soy sauce for a marinade.

Spoon three tablespoons of the marinade over the chicken, covering all = surfaces. Refrigerate the rest of the marinade to use later.

Cover and refrigerate chicken for 20 minutes or, preferably, several = hours.

Preheat broiler for 10 minutes.

Place chicken in broiler pan in one layer. Pour remaining marinade and = reserved sauce over chicken.

Broil about three to four inches from heating coil for 10 minutes until = top is bubbly. If not done, broil for up to five more minutes.

Calories per serving: 193 total, 13 from fat, 4 from saturated fat.

HAY FEVER

To relieve runny nose, sneezing and itchy, red eyes, chew a one-inch = square of honeycomb. Swallow the honey and continue chewing the waxy gum = for about 10 minutes, then spit it out.

Buy honeycomb that was collected in your local area so that it contains = the same pollen that is causing your symptoms.

Most health-food stores carry honeycomb. Check the packaging to be sure = that it is from your part of the country.

To help immunize yourself, chew a one-inch square of honeycomb daily, = starting a month or two before hay-fever season.

Caution: If you are allergic to honey, do not use this remedy.

Humble Abodes Inc.

Manufactures of Quality Apiary

Woodware

RR1 - Box 570 coopers Mill Rd.

Windsor, ME 04363

Fax (207) 549- 5512 Ph (207) - 549- 5501

Call toll free 1 (877) - 423- 3269

Kelley 2002

The Walter T. Kelley Co., Inc.

P.O. Box 240 Clarkson, KY 42726

Phone: 1-800-233-2899 Fax (270) 242-4801

www.kelleybees.com

"Serving beekeepers since 1924"

Page 7

Missouri State Beekeepers Membership Application

Name _____

Spouses name _____

Address _____

City _____ State _____ Zipcode _____

Phone (____) _____

E-mail address _____

Membership one adult = \$10.00 Family Membership = \$15.00 (includes spouses membership in auxiliary)

Youth Membership = \$5.00 (non voting)

American Bee Journal

() Renew , attach label from current magazine
or write the code number from your membership label

1 yr. \$16.75 _____
2 yr. \$31.60 _____

Bee Culture

() Renew , attach label from current magazine
or write the code number from your membership label

1 yr. \$17.15 _____
2 yr. \$32.35 _____

The Speedy Bee

() Renew , Attach label from current magazine
or write the code number from your membership label

1 yr. \$13.60 _____
2 yr. \$25.60 _____

Total

\$ _____

Make Checks Payable to :
Missouri State Beekeepers Association
P.O. Box 448 Oak Grove , Mo. 64075

MARK YOUR CALENDAR

Midwest Beekeeping Symposium

Saturday, March 29, 2003

8:30 am– 3:30 pm

McHenry County College

Crystal Lake, Illinois

The Northern Illinois Beekeepers Association and McHenry County College present the 2003 Midwest Beekeeping Symposium. The 2003 Symposium will combine both general sessions and numerous small group sessions. The diverse and jam-packed agenda will range from beginner topics to advanced such as, integrated pest management strategies and Honey Bee biology.

Our 2003 featured speaker will be **Dr. Dewey Caron**, Professor of Entomology, University of Delaware. His topic for the keynote address will be "Integrated Pest Management - The Best Strategy for Mite and Pest Control Within the Hive". Dr. Caron, author of *Honey Bee Biology and Beekeeping*, *Africanized Honey Bees in the Americas*, and co-author of *Observation Hives*, is one of the country's most popular speakers on Beekeeping. His research interests are insect pollination, pest/predators of honeybees and issues in conservation of Bees and natural resources.

To receive a brochure with more information, including registration information, e-mail your name, address and phone number to mwalsh@mchenry.edu or call 815.455.8697.

Additionally, Symposium information can be found on the Illinois State Beekeepers Association website at www.isba.ws

The Symposium registration fee of \$30.00 covers all presentations and lunch.

Mid-Con carries it all:



- Powdered Freeze-Dried Fruits For Flavored Creamed Honey
- Glass & Plastic Jars For Liquid & Creamed Honey
- Tins & Lip Balm Tubes
- Plastic & Glass Containers For Lotions & Salves
- Gift & Candle Boxes
- Soap & Candle Making Supplies
- Beekeeping Supplies

Mid-Con 1465 N. Winchester Rd., Olathe KS 66061
www.mid-conagri.com or 800-547-1392

Femme Osage Apiary

Ian & Pam Brown
 Certified Master Beekeepers

1407 Sneak Rd. Pollination,
 Foelstell, Mo 63348-2102 Hive Rental, Bees
 (636) 398-5014 Beekeeping Equipment
lbrown@mail.win.org Honey Products, Candles

For Sale:

4 Frame Nucs- Caucasian Queen
 \$42.50 w/Frame exchange***
 \$48.00 w/o Frame exchange
 Will be ready approximately May 02
 Ian Brown (636)-398-5014
 E-Mail lbrown@mail.win.org

***Light comb or constructed frames w/foundation in place- No Dark comb will be accepted

Take a walk-about at Walk-About Acres

6800 N. Kircher Road
 Columbia, MO. 65202
 Ph. (573) 474-8837

We carry beekeeping supplies, Beehive Botanicals gift items and bedding plants.



Jester Bee Co.

P.O. Box 87/5099 Hwy 297
 West Ridge, AR 72391
 Visa, MC, AmEx accepted

Email: jesterbee@eritter.net

Website: www.jesterbee.com

For Orders Only (800) 294-2373

We use Russian, SMR, and Minnesota Hygenic Italian Breeder Queens from Glenn Apiaries in Fallbrook, CA. For more information on these bees, look at their website at <http://members.aol.com/queenb95>.

3 lb. Pkg. Bees With Queen

1-9 \$52 each + postage

10-up \$47 each + postage

Queens

1-10 \$15.00 each + postage

10-up \$12.00 each + postage

Queen cells \$2.50 each


MARKING OR CLIPPING queens \$1.50 ea.

4-Frame nuc w/queen \$75 each

Single Story Hives \$100 each

(Picked up at West Ridge)

Orders for delivery before April 15th, add 25% to above prices. Orders for delivery after May 15th, deduct 20% from above prices. All prices subject to change with availability and honey prices.



MISSOURI STATE BEEKEEPERS ASSOCIATION BY- LAWS

ARTICLE I: Name

The name of this organization, a not-for-profit association, shall be the Missouri State Beekeepers Association. Also named herein as the "Association".

ARTICLE 2: Purpose

Section 1: The purpose of the Missouri State Beekeepers Association is to engage in any and all activities that will promote the common interests of beekeepers, and the general welfare of beekeeping, in the State of Missouri.

Section 2: To realize these purposes, this Association's objectives shall be:

- A. To promote and solicit individuals to the beekeeping industry.
- B. To be an instrument of education to future and established beekeepers.
- C. To be a proponent of adequate laws for the protection of beekeeping.
- D. To help establish new beekeeping associations throughout the State of Missouri.
- E. To encourage and support existing regional beekeeping associations in Missouri.
- F. To be an active advocate of the national beekeeping industry.
- G. To be an avenue of information between the national beekeeping industry and the beekeepers in the State of Missouri.

Section 3: This Association is organized exclusively for the charitable, scientific and/or educational purposes within the meaning of the above stated objectives.

ARTICLE 3: BASIC POLICIES

The following are the basic policies of the Missouri State Beekeepers Association:

- A. The Association shall be noncommercial, non-sectarian and nonpartisan.
- B. The Association shall work with local and national beekeeping organizations to promote the beekeeping industry and shall seek to participate in the decision-making process establishing beekeeping policy for the betterment of all beekeepers.
- C. No part of the net earnings of the Association shall inure to the benefit of, or be distributable to its members, directors, and officers or other private persons, except that the Association shall be authorized and empowered to pay reasonable compensation for services rendered and to make payments and distributions in furtherance of the purposes set forth in ARTICLE II.

- D. Upon the dissolution of this organization, after paying or adequately providing for debts and obligations of the Association, the remaining assets shall be placed in a trust fund at the University of Missouri, Columbia for research in apiculture.
- E. This Association shall keep such permanent books of account and records as shall be sufficient to establish the items of gross income, receipts, and disbursement of the Association, including specifically, the number of its members. Such books of account and records shall at all reasonable times be open to inspection by membership and the Executive Committee.
- F. This Association shall keep such permanent books of minutes of meetings of the Executive Committee, standing committees and general business meetings as shall be sufficient to establish amendments to these Bylaws, the vote for the election of officers and the business policies and activities of the Association.
- G. This Association shall collect dues from its members to provide for its objectives in Article 2.
- H. Eligibility for any office shall be restricted to those who paid dues during the preceding year.
- I. The membership year shall be January 1 through December 31st.
- J. Membership in this Association shall consist of those individuals who have paid annual dues to the Missouri State Beekeepers Association.
- K. General business meetings of this Association shall be at least two (2) per calendar year. They shall include an agenda and an educational program.
- L. The Bylaws of this Association may only be amended by two-thirds (2/3) vote of members present at a regular meeting of the Association, provided members present are not less than thirty (30). Announcement of this meeting and the proposed change must be published in the Association's newsletter thirty (30) days prior to the meeting date.
- M. The rules contained in Roberts Rules of Order (revised) shall govern this Association in all cases to which they are applicable and in which they are not inconsistent with these Bylaws.

ARTICLE 4: OFFICERS AND ELECTIONS

Section 1: Each officer shall be a member in good standing of the Missouri State Beekeepers Association.

Section 2: The officers of this Association shall consist of a president, vice president, secretary, treasurer, program chairperson, editor, and four directors. These offices shall make up the Executive Committee of this Association.

Section 3: Candidates for office shall be placed in nomination by the Nominating Committee. Candidates may also be nominated from the floor.

- A. Candidates for office, except for President, shall be chosen from the general membership.
- B. All officers shall be elected by paper ballot, however if there is but one nominee for any office, the ballot may be by voice or hand vote. No vote shall be by proxy.

Section 4: In order for an individual to qualify for nomination as PRESIDENT of the Missouri State Beekeepers Association, the individual, in addition to the qualifications stated in ARTICLE 4, Sections 1 and 3, must

- A. Have held any position on the Executive Committee for two years prior to nomination;
- B. Have a ninety percent (90%) attendance record at the meetings of the Executive Committee and the general meetings of the Association; (An excused absence may count as attendance at a meeting. An excused absence may only be given by the President and for reasons of family death, personal ill health, or to attend to national beekeeping concerns.)

Section 5: TENURE

- A. All officers, except President, Vice President, and the Directors, shall serve a term of at least one-year.
- B. The President and Vice President shall serve a term of two years.
- C. Directors shall serve a term of three years, one Director being nominated and elected each year. One director shall be the out going President and shall serve for two years. Each local Association shall elect, from their membership, one board member of the State Association each year to serve at the pleasure of the President.
- D. The State shall be divided into three sections northeast, northwest, and south central. Each Director shall be an advisor to their section of the State reporting to the out going President/Director any pertinent issues of concern.

Section 6: VACANCIES

- A. Executive Committee: When a vacant office exists, the President shall appoint individuals according to the qualifications outlined in these Bylaws until the next general meeting of the Association when an individual shall be nominated and elected to the unexpired term of the office.
- B. President: The Vice President of this Association shall fill the vacant office of the Presidency until the Nominating Committee can offer a candidate to the general membership for election. This individual will serve the unexpired term.

Section 7: Installation of officers shall take place at the general meeting closest to the time their term begins.

Section 8: Any officer of this Association who has violated the terms of his office according to these bylaws may be removed from office by recommendation of the Executive

Committee and a vote of agreement by the membership. A motion to remove the individual from office may also be made from the floor at any Meeting. Proof of the violation(s) must be substantiated.

ARTICLE 5: DUTIES OF OFFICERS

Section 1: The President shall

- A. Preside as Chairperson at all meetings of the Executive Committee and the membership;
- B. Coordinate and oversee the work of the officers and committees of the Association in order that objectives may be promoted;
- C. Decide all questions of order according to the Bylaws of the Association.
- D. Appoint all committees and office vacancies as provided in the Bylaws or as requested by the Association;
- E. And perform such other duties as may be prescribed in these Bylaws or assigned by the Association.

Section 2: The Vice-President shall

- A. Perform the duties of the President in his absence;
- B. Shall assume the office of President if it should become vacant;
- C. And shall be Chairman of the Nominating Committee.

Section 3: The Program Chairman shall

- A. Be responsible for developing educational programs for each meeting of the Association;
- B. And serve the President and Association as directed.

Section 4: The Secretary shall

- A. Record the business transactions, votes and elections including each meeting's agenda of the Executive Committee and the general meetings of this Association;
- B. Keep a record of members and their addresses;
- C. Conduct the correspondence of the Association;
- D. File and preserve all papers belonging to the Association according to ARTICLE III of these Bylaws;
- E. Transfer all records, documents and roster of Association members to his/her successor.

Section 5: The Treasurer shall

- A. Act as financial officer of this Association having custody of all funds;
- B. Keep a full and accurate account of receipts and expenditures and be responsible for the maintenance of books;
- C. Deposit all monies received by the Association in a bank designated by the Executive Committee;
- D. Make such disbursements from the funds of the Association as are authorized by the Executive Committee and these bylaws;
- E. Present a financial statement at every meeting of the Association and when requested by the Executive Board and membership;
- F. And present the Association's financial records to the elected auditor and/or committee at the end of the fiscal year.

Section 6: The EDITOR shall

- A. Be responsible for publishing a newsletter and mailing it to the membership at the discretion of the Executive Board.
- B. Maintain a portfolio of all published newsletters of the Association;
- C. And include in each newsletter: information from the Executive Committee, the dates of the Association's meetings, programs and events, a condensed version of the spring and fall business meetings, news and notices from regional associations and news pertaining to the beekeeping industry.

Section 7: The DIRECTORS shall

- A. Help execute all matters of the Executive Committee;
- B. Use their experience and expertise to set policies of this Association, to review policy and amendment change presented by the membership;
- C. And serve the President and Association as directed.

Section 8: All officers of this Association shall transfer all records of their office, which shall include a detailed report on their activities, to their predecessor at the end of their tenure.

ARTICLE 6: EXECUTIVE COMMITTEE

Section 1: The Executive Committee shall consist of The President, Vice President, Program Chairman, Secretary, Treasurer, Editor and the Directors.

Section 2: The outgoing President shall be one of the Directors with a two-year term of office.

Section 3: The President shall be chairperson of the Executive Committee.

Section 4: The Duties of the Executive Committee:

- A. To review and recommend to the President, question on policy and Association activities
- B. To receive recommendations from members of the Association for proposed activities, policy changes, and/or amendments to these Bylaws.
 - 1. These recommendations shall be in writing.
 - 2. The Executive Committee shall recommend to the Association their endorsement or rejection of each recommendation by the next general meeting of the Association.
 - 3. All recommendations for policy changes and amendments to these Bylaws must be presented to the Executive Committee for their research and decision of endorsement or rejection before presented to the Association for a vote.

Section 5: The Executive Committee shall designate, when needed, a bank in which funds of the Association are to be deposited, create an annual budget, oversee fund raising activities and report the financial health of the Association at each meeting.

Section 6: It shall report interim activities to the membership at each meeting with recommendation for approval of the members assembled.

Section 7: The Executive Committee shall regularly meet to carry out the business of the Association as prescribed by the Purpose and Objectives in ARTICLE 2.

ARTICLE 7: STANDING COMMITTEES

Section 1: The standing committees of this Association shall be the Program Committee, the Nominating Committee, and the Auditing Committee, Queen committee.

- 1. Members of these committees shall be appointed by the President with approval by the Executive Committee.
- 2. The President shall appoint such other committees as are needed with the approval of the Executive Committee.

Section 2: Program Committee

- 1. The Program Chairman shall chair all meetings of this committee.
- 2. This Committee is responsible for all planning of the programs presented to the membership at each meeting and for all activities necessary to carry out this responsibility.
- 3. The committee is responsible for prudently disbursing the budget for programs and for maintaining records and receipts of such disbursements.

Section 3: Nominating Committee

1. The Vice President shall chair all meetings of this committee.
2. The Vice President may appoint a body of three members or more (in odd numbers).
3. Shall report their nominations for offices of the Association at the fall meeting each year.
4. Shall keep their meetings confidential.
5. Shall nominate only those individuals who qualify under the provisions of these bylaws and who have agreed to serve the Association.

Section 4: Auditing Committee

1. Shall be appointed by the President. May be a body of at least 3 members, one of the members being the incoming Treasurer.
2. The outgoing Treasurer is not to be a member, but make himself available for questions by the committee.
3. This committee is to audit the financial books of this Association for the previous year.
4. Any discrepancies found in the audit are to be reported to the President after reasonable questioning of the Treasurer.
5. The report of this committee is to be presented to the Executive Committee.

ARTICLE 8: MEMBERSHIP AND DUES

Section 1: Membership in this Association shall consist of those interested in or engaged in beekeeping and paying dues as provided in these bylaws.

Section 2: The membership year shall be January 1 through December 31st.

Section 3: Membership in the Association shall cease upon failure to pay dues ninety (90) days after December 31st of any calendar year or to conform with the bylaws of the Association.

Section 4: Membership allows an individual the privilege

1. To vote in any election and on any motion put forth at any meeting;
2. Of recommending policy and amendment change;
3. Of recommending Association activities;
4. Of holding office;
5. And of receiving the Association's newsletter.

Section 5: Membership dues shall be in an amount to support the annual budget of this Association as determined by the Executive Committee.

Section 6: All dues are payable January 1st of each year.

ARTICLE 9: AWARDS

The Executive Committee shall consider and select as agreeable a Missouri State Beekeepers Association member to receive the BEEKEEPER OF THE YEAR AWARD. This award may be given to an individual with the following attributes:

1. Do the most to promote the art of beekeeping
 2. Promote membership in the Association
 3. Promote the Association
 4. Publicize beekeeping and introduce the art of beekeeping to prospective future beekeepers
 5. Be an active member in good standing in the Association
- F. Special awards may be given at the discretion of the Executive Committee.

Editors Note ;

These revised Bylaws will be read at the upcoming 2003 spring meeting and voted on at the fall 2003 meeting.

John

Welcome to ...

GOBEEKEEPING.COM



[Home Page](#)

[Back to Feature Articles](#)

Making Splits by Dana Stahlman

A beekeeper with one hive can easily make two hives from one. We will attempt to share with you how this is done. Remember there are many approaches to almost every beekeeping topic and our suggestions are those that work for us. They are only one way to do it.

Our feature article is going to look at this topic from two points of view: the first to the new beekeeper with one or two hives. The second view will be toward the beekeeper with 8 or more hives. It is very interesting to see how rapidly a beekeeper can expand the number of hives he/she manages by making splits from what they already have. Any winter losses can be made up easily if one has a number of hives. For the person with only one hive, they must rely on starting again with a package or a generous neighbor if their hive dies out.

Making two from one.....

When making splits, the beekeeper will need to have additional equipment on hand. This includes an additional bottom board, inner cover, and top cover as well as a hive body and frames for it.

Some Background information:

It is necessary to have a fairly strong hive to make a split. One common practice is to divide the frames of brood equally between the two hives – the original hive and the new hive. I always start the new hive on the old hive's location and move the old hive to one side. The reason for this is to allow many of the foraging bees to enter the new hive and add to its population. If the reverse was true – the new hive sit aside and the bees and brood added to it, many of the flight bees would leave the old hive thus making the new split a bit weaker.

One should always have a new queen on hand before beginning to make up a split. Some beekeepers have used a crude method by allowing one of the hives raise a new queen on their own. They did not bother to find the old queen. Certainly one hive would have a queen and the other would not! We are not suggesting this because: 1) it takes almost 30 days before a queen begins to lay eggs and another 21 days before those first eggs emerge as adult bees. 2) A split made in this fashion will not gather a honey crop and may be lucky to gather enough for itself to survive. 3) The new queen produced by letting the hive raise their own may not have the genetic make up to be a superior queen. If queen cells were present and the original queen about to swarm, yes it could be done. Under the swarming impulse, the bees produce a number of good queen cells. At the time the split is made with a mature queen cell, no more than two weeks to 20 days will pass without new eggs being laid. One advantage an introduced queen has over these natural methods of providing queens is simple: a queen can lay up to 2000 eggs per day. 10 days without a queen can be converted to 15,000 to 20,000 fewer bees in the hive leading up to a honey flow. It could be more if the replacement time takes 30 days.

Our recommended procedure:

Select the hive to be split into two hives. Question: Do the frames in that hive look like this?



Frames should be well covered with bees and brood should be present on at least 5-6 frames. If the answer is yes, then we can proceed to the next step.

This next step requires the beekeeper to move the original hive approximately 1 yard from its present location and it can be taken further away if you wish. On the old stand, place a bottom board and deep super.

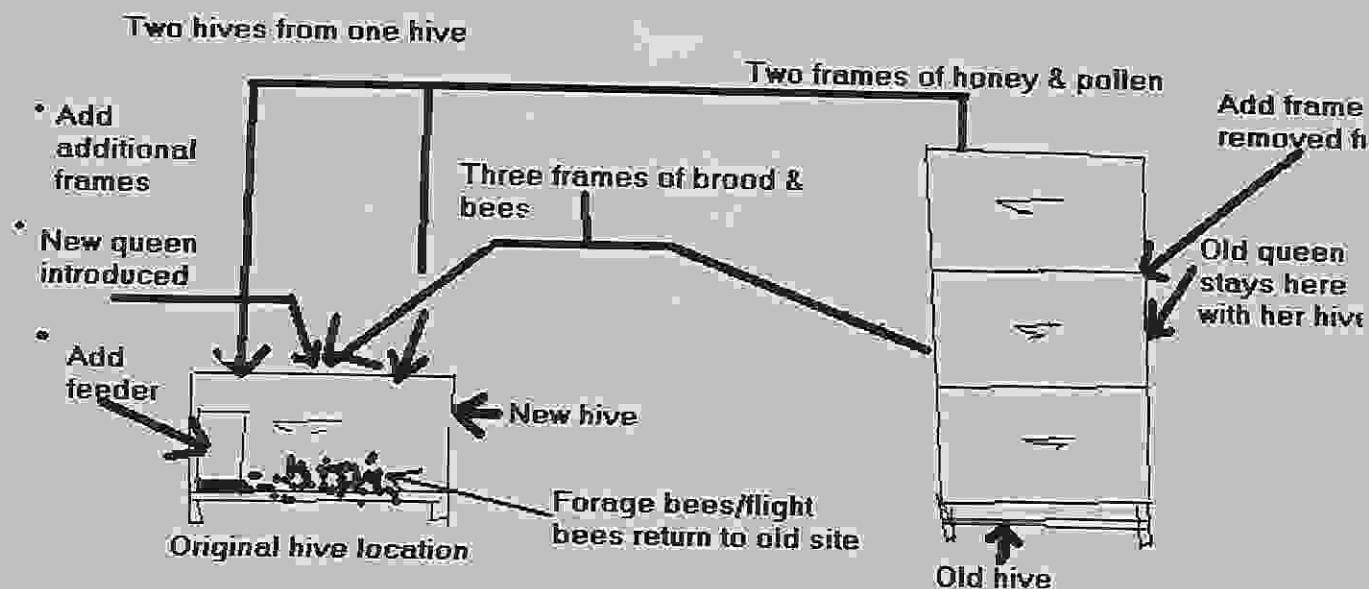
Our next step is to find the queen. She will be located in the brood area 95% of the time when you look for her. If your hive is a double deep, take the top super off and sit it on the upside down top cover to prevent crushing any bees. In the bottom brood box, remove frames from the outside first working toward the center frames. Finding the queen is not easy. But you must find her! If you do not find her do not panic. Wait an hour for the bees to settle down and go back again. I like D.C. Miller's method of placing frames in the empty hive body in two's. In other words, you take two frames and place them together in the hive body. Leave a space and place two more frames in the hive body. Leave a space and place two more frames in the hive body. The queen will always be found on the comb not exposed to light. All one does is examine the two frames for a queen by looking at the comb not exposed to light--this is the area on each inside facing surface of the comb.

Okay, the queen has been found. We need to sit the frame she is on aside or place the queen in a cage if we have one available. I like to put her into a temporary cage because there is no danger of her climbing into her own hive.

Now for the actual split. You need to identify at least three frames of brood to go into the new hive. The frames should be covered with young bees. These are placed in the center of the new deep super. Take 1 more frame from the old hive that has some honey and pollen. Place these one to each side of the three frames in the center of the new hive. Add the remaining frames (four most likely or three) depending on the number of frames you use in the brood chamber. I like to use 10 frames per brood box but some like to use nine. The new queen just ordered is then introduced to the new split in the normal way. The split is then given a feeder with sugar water. The most common type of feeder is the boardman feeder placed at the entrance of the hive. The new hive can then be closed up -- the inner cover and top cover placed on the hive. Just as with any new hive or queen replacement, you will want to return in two days to make sure the new queen has been released from her introduction cage.

Return to the old hive. You will now need to put it back together and let them get settled down. Do not scatter the brood about but put the brood together so the bees can easily cluster around it. If the queen was put into a temporary cage, she can now be released back to her bees safely or the frame she was on can be placed back into the hive. The extra frames are added to the space left from removing frames for the split. This hive can now be closed up.

See the diagram of this pictured below:



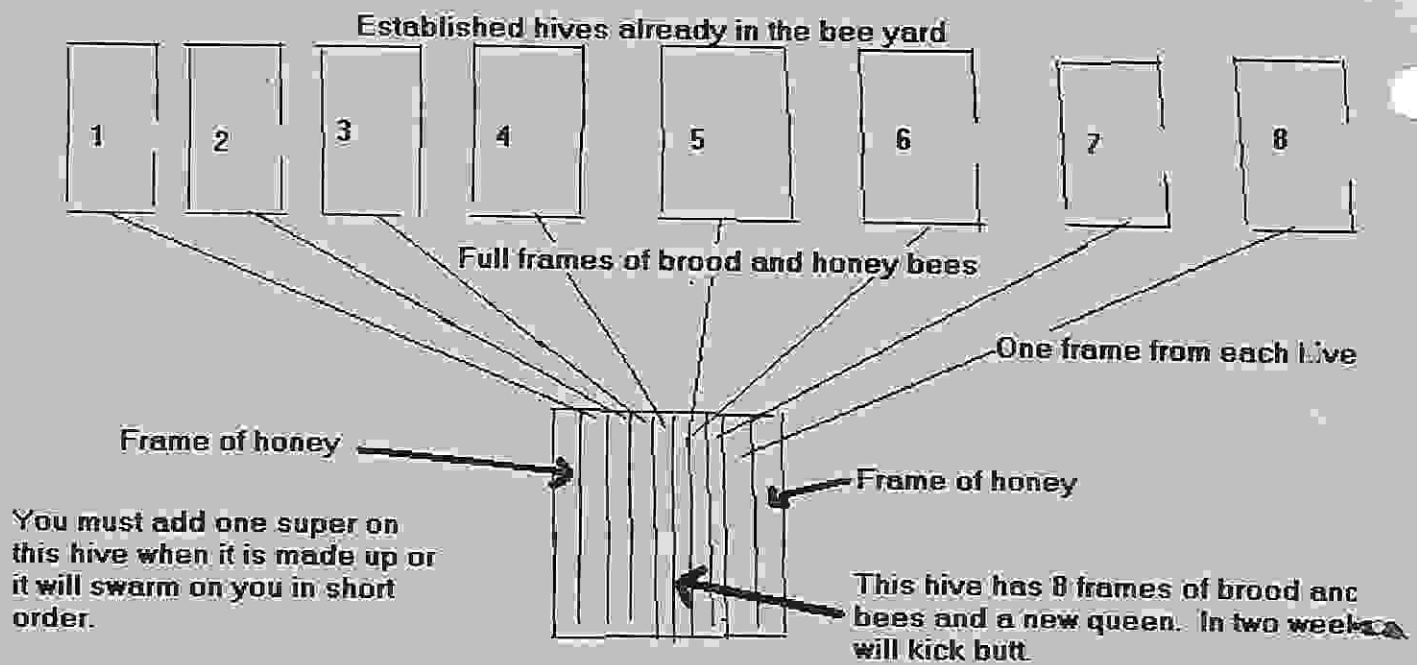
Splits in large numbers for instant pollination or honey getting

I have learned a great deal from beekeepers who wrote about their bee experiences. Two of these I have read and have contributed greatly to my knowledge and have influenced my management practices. One was A. J. Cook, a professor of Entomology at the Michigan State Agricultural College, who wrote *Beekeeper's Guide or Manual of the Apiary*. The second was C. C. Miller the author of *Fifty Years Among Bees* and major contributor to the bee journals up to the time of his death in 1920.

Miller describes how he increased from 9 to 56 colonies in a single year in his book. I have relied more on A. J. Cook's however. Using his words, "if the apiarist has several colonies, it is better to make the new colony from several old colonies. Take one frame of brood-comb from each of six old colonies, or two from each of three, and carry them, bees and queen replacement when needed — a nucleus life, consisting of two or three frame miniature hive with a queen. Be sure queen is removed. Fill all the hives with empty combs or frames with starters of foundation. In this way we increase with least disturbing any of the colonies and may add a colony every day or two, or perhaps several, depending on the size of our apiary."

I have operated up to 600 hives at one time and found that I could immediately come up with another 50 hives if I need without hurting any of my hives. The new hives made up were in some cases just as strong as any other hive I had in the spring. I took A. J. Cook's plan and applied it to my own situation.

First, notice that only one or two frames are removed from any one hive. I usually took eight frames of bees and brood and two frames of honey/pollen frames. I introduced a new queen and moved the new hive to a new bee yard several miles away. I could do this with every eight hives I had every week if I wanted to. It is a great swarm control method and if one had the equipment, the sky is the limit as far as increases are concerned. Several years ago, I found myself with an opportunity for 100 hives I did not have onto clover pollination. I had one month to get the bees around. I increased in exactly this way. I started out with a goal of making up 30 new hives a week or more if I could. I had just over 300 colonies of bees in Germany. As it turned out, I made up more than 100 new colonies and each one of those colonies made at least one super of honey for me and also earned \$25.00 per hive for pollination fees. They were loaded with bees and each hive had a brood queen. By the time I brought them back to Ohio two months later, they made as much honey as any hives of bees I had. I also suggest that we made up packages from the hives that we took one frame of bees from so from a financial point of view a fantastic opportunity for the commercial, sideliner, or hobby beekeeper who has eight or more hives of bees.



If you follow the above method, move the made up hives at least two miles from the yard the frames came from! Or many of the bees will return to the original donator hive.